


MAGAZINE OF THE INTERNATIONAL DN ICE YACHT RACING ASSOCIATION

# RUNNER TRACKS

MARCH 2020



**CHOCK ALIGNMENT BY PETER VAN ROSSEM KC 2766**  
**INTO THE DAWN TO MONTANA BY DEB WHITEHORSE**  
**2020 NORTH AMERICAN CHAMPIONSHIP RESULTS**

# CONTENT

Cover Photo: Sean R. Heavey seanrheavey.com



Photo: Gretchen Dorian

## GET A SAIL NUMBER MEMBERSHIP INFORMATION

Contact Ray Gauthier US5576  
Email: ray.gauthier@comcast.net

## ADVERTISE WITH US

Contact IDNIYRA Secretary  
Deb Whitehorse  
1200 East Broadway  
Monona, WI 53716  
Phone: 608-347-3513  
Email: debwhitehorse@gmail.com

RUNNER TRACKS is edited by IDNIYRA Secretary Deb Whitehorse

# COMMODORE'S MESSAGE

WARREN NETHERCOTE KC3786, NOVA SCOTIA, CANADA

I have three threads in this column: congratulations, an apology and technical specifications.

We have two new winners of the North American Championships and the Gold Cup. James 'T' Thieler won the North American Championships in a tight, five-race series on Fort Peck Reservoir near Glasgow Montana. Lukasz Zakrzewski won a four-race series in Sweden after a challenging search for ice in Europe. Congratulations to both of you.

I am grateful and appreciative to the contributions of our volunteers. I offer my apologies for this, and hope that we can do a better job in future, with better communications between the Governing Committee and those who deliver the regatta for our members. At both the North American Championships and the Gold Cup there were concerns about compliance with DN Technical Specifications. No valid protests against alleged specifications violations were filed in either regatta, although we did receive, and refuse specifications-related protests after completion of the North American Championships.

Talk in the pits, both in Montana and Sweden, concerned several alleged technical violations:

- Fairing of runner plank to runner chock intersections;
- Use of carbon fiber foot-rests and bulkhead guards within hull structure;
- Minimum radii of seat backs;
- Recessed mainsheet block mounts;
- Mast minimum weights;
- Sailcloth specifications; and,
- Bolt-rope construction.



Photo: Gretchen Dorian

Congratulations also to Western Region Rear Commodore Daniel Hearn, and PROs Dan Heaney and Joe Norton, and their team, for organizing and running a successful North American Championship. Montana set a new standard for 'how far west will you go?' It is a credit to their organization and leadership skills that so many of their original volunteers committed to the trek to Montana.

Regional Rear Commodores organize continental or Gold Cup regattas on behalf of the IDNIYRA Governing Committee and the IDNIYRA membership. Our governing documents give the Governing Committee a supervisory role at these regattas, providing guidance or direction to the Regatta Chair and Race Committee as required. This year, some of the Governing Committee input was, at best, insensi-



Photo: Gretchen Dorian

In my own mind, some of these allegations are well-founded, but others are not. Regardless, there appears to be an increasing preparedness to ignore inconvenient specifications. Continued next page

05

### REGATTA SCHEDULE

Continental and regional regattas for the 2019-2020 season.

06

### IDNIYRA OFFICERS

International class officers and North American regional commodores.

10

### DN TECHNOLOGY

Another way to align your chocks on the runner plank.

By Peter Van Rossem, KC2766



14

### INTO THE DAWN TO MONTANA

The North American championship went where no regatta has gone before.

By Deb Whitehorse

22

### RESULTS

Results from the 2020 North American championship.



## TOLEDO ICE YACHT CLUB



**CELEBRATING OVER 100 YEARS ON THE ICE!**  
Join us on Maumee Bay for fun on the ice.  
Join us at Ottawa River YC for fun after the sun sets.

www.tiyc.net

Find us on Facebook

One might say 'so what' for those things that don't affect performance, but that attitude is likely the beginning of a slippery slope.

The Governing Committee is concerned that infractions of technical specifications are becoming more widespread and has asked the Technical Committee to examine the matter and to communicate with members. We hope that such communication will encourage improved compliance with technical specifications. Should those communications fail, there are competitors who have indicated their intention to file measurement protests at the 2021 Gold Cup. I would much rather see willing compliance than disqualification of competitors from races. Finally, at about the same time as the publication of this Runner Tracks you should be receiving your first electronic ballot on changes to Technical Specifications. There will be four items: a proposal to eliminate the minimum weight of masts; a proposal to eliminate the centre of gravity requirement for masts; a proposal to drop the requirement for wood

in the construction of 'wood body' runners; and, a proposal to slightly reduce the minimum thickness of steel insert runner blades. I encourage your participation in this ballot.

Warren Nethercote KC3786



Photo: Gretchen Dorian



**WESTERN CHALLENGE**

An unofficial regatta.  
December 14-15, 2019  
iceboating.net  
Sailed on Lake Puckaway in Wisconsin.



**EASTERN LAKES**

TBA  
idniyra.org  
dnamerica.org/forum/



**CENTRAL LAKES**

TBA  
idniyra.org  
dnamerica.org/forum/



**WESTERN LAKES**

January 4-5, 2020  
idniyra.org  
dnamerica.org/forum/



**NORTH AMERICAN CHAMPIONSHIP**

January 18-25, 2020  
Host Region: Western  
idniyra.org  
dnamerica.org/forum/



**GOLD CUP & EUROPEAN CHAMPIONSHIP**

February 8-15, 2020  
idniyra.eu



**NEW ENGLAND CHAMPIONSHIPS**

TBA  
neiya.org



**CANADIAN CHAMPIONSHIP**

TBA  
idniyra.org  
dnamerica.org/forum/

A NEW LEVEL OF  
**SPEED**

**CHAD ATKINS**  
(401) 787-4567  
chad.atkins@northsails.com

**MIKE MARSHALL**  
(401) 965-0057  
mike.marshall@northsails.com

**BJORN OSTERBERG**  
+46 (0) 8544 80770  
bjorn.osterberg@northsails.com

**SKIP DIEBALL**  
(419) 392-4411  
skip.dieball@northsails.com



GRETCHENDORIAN.COM  
2020 NORTH AMERICAN CHAMPIONSHIP

# INTERNATIONAL CLASS OFFICERS 2019-2020

## **NORTH AMERICAN COMMODORE**

Warren Nethercote KC3786  
Nova Scotia, Canada  
Phone: 902-478-2517  
Email: wnethercote@eastlink.ca

## **NORTH AMERICAN VICE COMMODORE**

Jody Kjoller US5435  
Temperance, MI 48182  
Phone: 419-265-6779  
Email: dn5435@yahoo.com

## **NORTH AMERICAN SECRETARY**

Deb Whitehorse US2366  
1200 East Broadway  
Monona, WI 53716  
Phone 608-347-3513  
Email: debwhitehorse@gmail.com

## **NORTH AMERICAN TREASURER**

Deb Whitehorse US2366  
1200 East Broadway  
Monona, WI 53716  
Phone 608-347-3513  
Email: debwhitehorse@gmail.com

## **NORTH AMERICAN PAST COMMODORE**

Robert Cummins  
Oshkosh, Wisconsin  
Phone: 920-573-1265  
Email: rcummins@new.rr.com

## **EUROPEAN COMMODORE**

Attila Pataki M100  
Balatonfüred, Hungary  
Email: commodore@idniyra.eu

## **EUROPEAN VICE COMMODORE**

Timoleon Caravitis L37  
Helsinki, Finland  
caratimo@gmail.com

## **EUROPEAN SECRETARY**

Attila Pataki Jr. M101  
Balatonfüred  
Hungary  
Email: hungary@idniyra.eu

## **EUROPEAN TREASURER**

Jerzy Henke P58  
Poland  
Email: jh@abplanalp.pl

## **EUROPEAN JUNIOR PROGRAM MANAGER**

Stan Macur P111  
Poland  
Email: juniorprogram@idniyra.eu

## **EUROPEAN WEBMASTER**

idniyra.eu  
Dietmar Gottke G4  
Germany  
webmaster@idniyra.eu

## **EUROPEAN INSURANCE MANAGER**

Niklas Müller-Hartburg OE221  
Vienna, Austria  
Email: insurancemgr@idniyra.eu

## **NORTH AMERICAN REGIONAL COMMODORES**

### **CANADA**

John Curtis KC5514  
Kingston, Ontario  
Phone: 613-328-4015  
Email: john@johncurtis.ca

### **EASTERN LAKES**

Chad Atkins US4487  
Rhode Island  
Phone: 401 787 4567  
Email: catkins4487@gmail.com

### **CENTRAL LAKES**

Rob Holman US3705  
Michigan  
Phone: 419 350 9658  
Email: Sail222@yahoo.com

### **MOUNTAIN LAKES**

Bill Van Gee US3435  
New York  
Phone: 315-483-6461  
Email: dn3435@juno.com

### **WESTERN LAKES**

Daniel Hearn US5352  
Wisconsin  
Cell: 608-692-4007  
Email: dhearnUS5352@gmail.com

### **NORTH AMERICAN JUNIOR PROGRAM MANAGER**

Ron Rosten  
Cell: 608-692-8816  
Email: ron.rosten@gmail.com

**NORTHWIND ICEBOATS**  
Cell 781-724-0648 Nthwind1@aol.com  
80 Twin Fawn Drive Hanover, MA 02399

North American Distributor for

**1D SAILS CHAMPIONS DESIGN**

1D POWER GOLD SAIL Z-39  
1D F SPEED SAIL

1D Sails, Battens  
Harken Blocks  
European Steering Hardware  
European Booms

Custom Rigging  
Skate Profile & Sharpening  
Custom Hardware

FIRST PLACE 5 GOLD CUPS IN A ROW



Steve Orelebeke US4926 & Ron Sherry US44 in close racing action during the last race of the Gold fleet at the 2020 North American Championship. Photo: Gretchen Dorian

# HALE

**PERFORMANCE COATINGS**  
Your Thermal Spray and Metalizing Specialists

We've sailed the waters of our industry with confidence for over 85 years.  
Our focus is quality with an environmentally friendly attitude.  
It's a DyNamic that works



**HALE**  
Performance Coatings  
1-800-293-2505  
www.halechrome.com



Founded in 1997, Jeff Kent and Composite Solutions has manufactured high quality composite components for the marine sector for 20 years....

In 2017, Jeff has partnered with Sam and Oliver Moore to deliver engineering, prototype design, custom and production fabrication for Iceboating and beyond...



Sam, Oliver, and Jeff along with our technical and sales engineers Chad Atkins USA-4487 (North America) and Tomek Zakrzewski P-55 (Europe) are working at a feverish pace revolutionizing mast design and construction.

Call, email, or visit us to secure the latest and greatest iceboat technology.

Jeff Kent  
[jeff@moorebro.co](mailto:jeff@moorebro.co)  
+1 (781) 335-4650 ext. 3

Oliver Moore  
[oliver@moorebro.co](mailto:oliver@moorebro.co)  
+1 (781) 335-4650 ext. 2



# ANOTHER WAY TO ALIGN YOUR CHOCKS ON THE RUNNER PLANK

By Peter Van Rossem, KC 2766

Peter Van Rossem, John Curtis, Colin Duncan and I travelled to the 2019 Great Western Challenge together. After dinner we typically got together to tell the usual lies, but we also talked about how we built and set up our DN's. Here is what Peter Van Rossem (KC 2766) does to fix his chocks to his runner plank. Warren Nethercote

At the 2015 DN Gold Cup in Kingston I was fortunate to talk to Tomasz Zakrzewski P55 between races and I asked him a lot of questions about iceboat set up. Among other things, he told me that he set up his chocks so that when your sailing weight was applied to the plank, the chocks would be parallel to each other and the runners would be 90 degrees to the ice surface while sailing. I asked him how he did that and he replied, "in a jig". That's about the time when we got called back to racing and so I started thinking about how I would make a jig to make my chocks parallel and stand 90 degrees to the ice with my weight on the plank. I also thought that a jig should allow me to glue my chocks to my runner plank without exposed clamp bolts on the top of the plank.

I am fortunate to have a well-equipped workshop so I designed and built a robust jig in mild steel tubing and bar stock, with accuracy and longevity in mind. The concept of the jig is simple: chock holders keep the chocks vertical and parallel and a centerline clamp holds the runner plank at the desired deflection while the thickened epoxy between the runner plank and chocks sets. A drawing of the 'Chock Set Up Jig' shows several views along with key dimensions. Those dimensions have not been 'triple-checked', so use at your own risk!

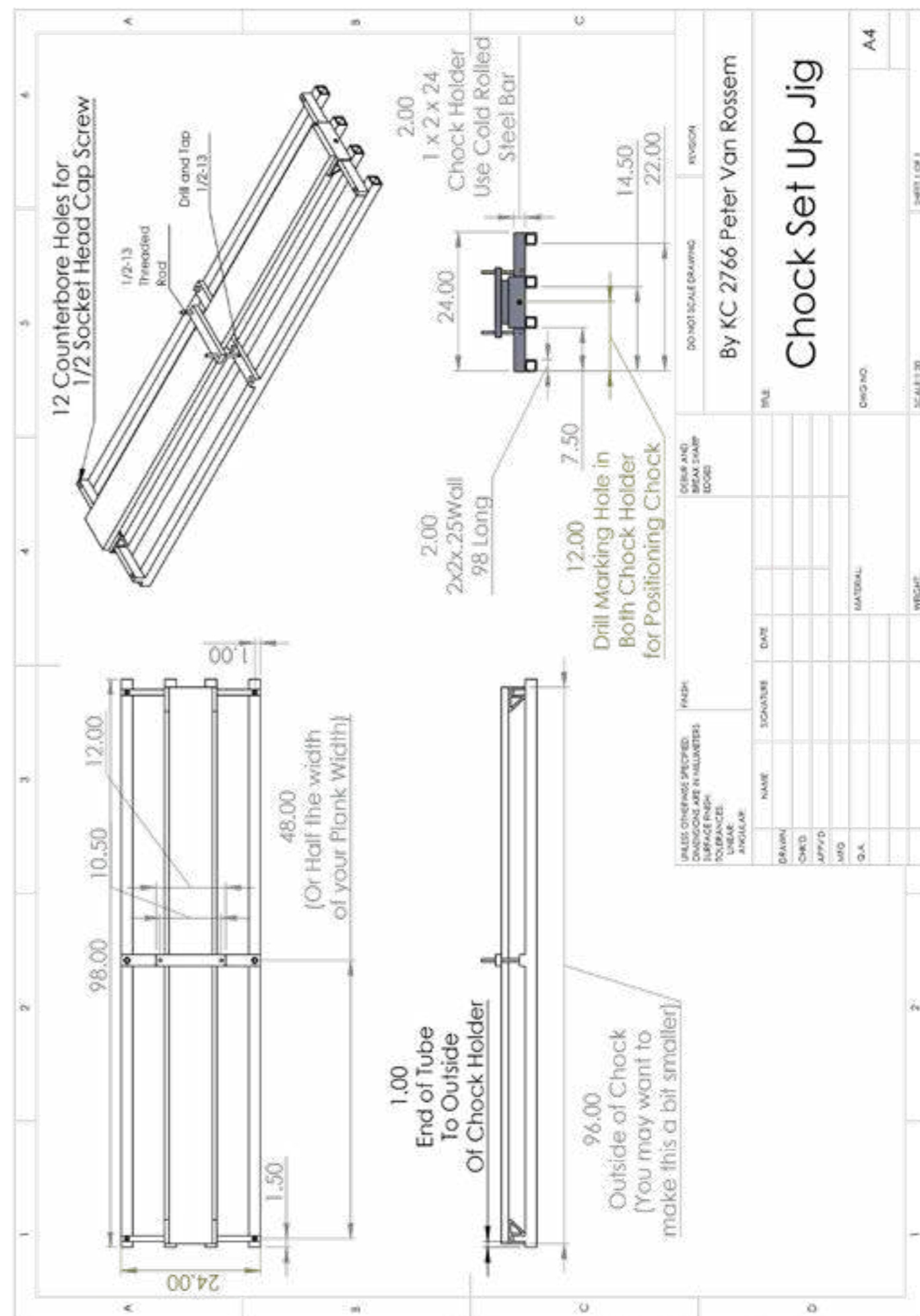
See "Chock Set Up Jig Drawing" on the opposite page.

Should you decide to build something like this there are points to note.

- When you drill and counter sink for the 4 holes in the chock holders, make sure you work only from the same end for measuring these holes out.
- Measure 12" from the same end and drill a small hole on the outside of each chock holder so you can visually see that hole when looking through the runner mounting bolt hole in the chock to make sure that the runner pivot bolts in the chocks are similarly aligned with the axis of the runner plank. Double check the chocks to see if the holes are drilled in the center of the chock as well.
- For the squaring and tightening the jig, I used 1/2 - 20 Fine Thread Socket Head Cap Screws (SHCS) to bolt the chock holders and center plate to the 4 pieces of 2 x 2 tubing base. I slotted the top of the tubing 1/2" x approx. 3" long from center plate location (48") and chock holder center location (94.25" Approx. Depending on Plank Width) to allow adjustment of the desired length of chock out to out dimension.
- For a nut inside the tube, I took a piece of 1/2 x 1 bar stock and drilled and tapped it for 1/2-20 to accept the 1/2 - 20 SHCS as the clamping nut.

When I set up the jig for use, I make it as square as possible and only tighten the assembly bolts slowly. I use a rubber mallet to make minor adjustments to the position and alignment of the chock holders.

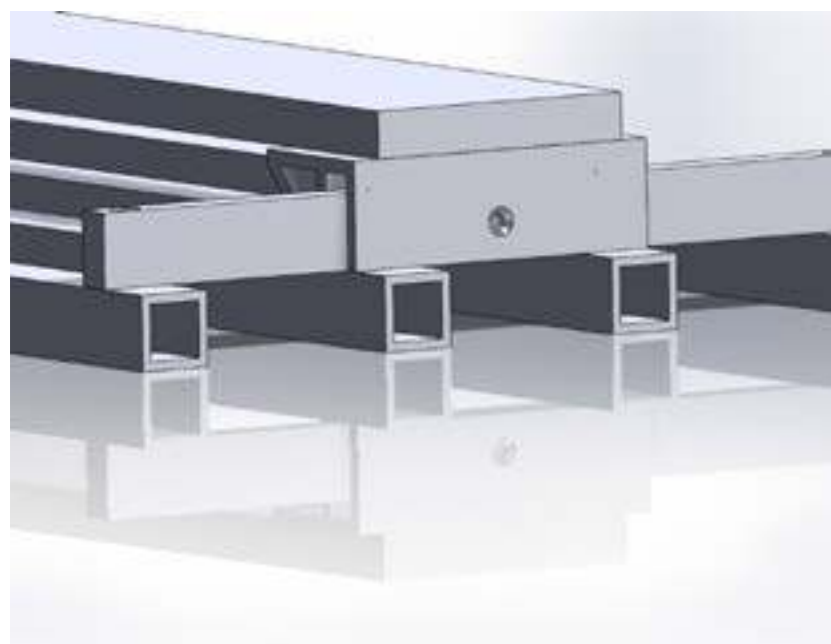
Continued page 12



# CHOCK SET UP JIG

*Continued from page 10*

To check alignment of the chock holders I use a measuring bar made from 0.25 x 1.5 mild steel bar stock bar, with a dial indicator bolted to one end and an adjuster screw on the other. I also made four 1" high x 2" wide x 24" long pieces of wood and laid them down on top of the tubing to give mid-span support to the measuring stick, so it does not bend giving a false measurement. I measure the distances between the front and then the back of the two 24" long chock holder bars. Once the chock holder bars are parallel, I lock down the SHCS and I am ready to install chocks.



The process of placing the chocks, adding glue and chock set screws and placing and clamping the plank down to the desired deflection is intuitive. But once the glue dries, simply unclamping the center of the runner plank will jamb everything solid. You could remove the bolts for the chock holder bars before releasing the runner plank clamp bolts but doing so would require re-aligning the jig for every chock installation. Instead, once the epoxy is cured, you can pull the plank assembly straight up, off the jig. You do this by setting wood blocks on either side of the plank near the chocks. Lay a plank over top of the iceboat plank and make sure it is high enough to allow the chock to be pulled clear of the chock holder. Just pull each chock up 1/2" at a time, then loosen off the center clamp and repeat until the chocks are off the chock holder. I hope this is clear. Let me know if you have any questions.

*Peter Van Rossem KC 2766*

# RKR COMPOSITES



## FAST MASTS that won't break the bank...

RKR Composites has over 14 years of experience developing extremely durable and competitive DN racing masts at an affordable price.

All custom built for modern sail cut, high speed, skipper weight, and sailing style

Blow molded using the best quality aerospace epoxy, carbon fiber, E glass, and S glass.

Current models complete with all hardware

**THE SILVER BULLET**

New optimized layup schedule  
balanced quasi isotropic layup.

Black epoxy and silver flake finish

Call for details

**CUSTOM RUNNER SHARPENERS**

Made to your specifications

RKR Composites  
W357 N5895 Meadow Ct  
Oconomowoc, WI 53066  
Phone 414-791-3056  
Website: [dncompositemast.com](http://dncompositemast.com)



Group shot from the 2020 North American championship on Fort Peck Reservoir in Montana.  
Photo: Gretchen Dorian.

## World Champion Mast & Plank 2019



<http://icewise.hu>

# INTO THE DAWN TO MONTANA

THE 2020 IDNIYRA NORTH AMERICAN CHAMPIONSHIP  
WENT WHERE NO REGATTA HAS GONE BEFORE

By Deb Whitehorse



2020 NORTH AMERICAN CHAMPION JAMES "T" THIELER US5224  
PHOTO: SEAN HEAVY





Brian Jones US1576 Photo: Gretchen Dorian

The DN class made history this season by holding the first ever continental regatta west of Minnesota. Every year, I semi-jokingly ask the Rear Commodore in charge of the regatta, “what about Montana?” This time, someone said yes. Conditions at every sailing site from Minnesota to the east coast in North America were bleak. Event organizer Western Region Rear Commodore Daniel Hearn was faced with the prospect of either cancelling the regatta or taking a chance in Big Sky Country.

Ice sailing is not new to Montana. Canyon Ferry near Helena is a famous destination for pleasure sailing. It began several decades ago when the late Carl Harper of Madison, Wisconsin moved there and brought his Skeeter to the lake.

Our journey to Fort Peck Reservoir started in Hawaii, where Montana ice and land sailor John Eisenlohr was on vacation when he took time out of his surfing schedule to pick up the phone and talk ice. Canyon Ferry sailors Dave Gluek US5526 and Dale Livesey were also helpful with advice. All 3 mentioned Fort Peck, Montana as a potential site. “350 square miles of epic black ice,” was how John described it and tantalized us with on-board videos he had filmed while sailing his Skeeter there a few years ago as to the site’s potential.

All 3 named Fort. Peck DN sailor, Tim Ogrinic US4706 as the guy with spikes on the ice there. It was immediately evident that Tim knew the language of ice. He has been skating, mountain biking, and ice sail-

ing the reservoir for 25 years. Fort Peck Reservoir was freezing over as he looked out on it while on the phone with me. His voice conveyed the same energetic tone heard in iceboaters when talking about a sheet that’s just a few hours from developing. It was a tricky situation, Tim was not a ranked sailor but he was all that stood between cancellation and a North American championship. For 3 days in a row, Tim gladly did what we asked and braved brutally cold temperatures to take video while sailing his DN on the reservoir.

## RESERVOIR NUMBERS

- Montana’s largest body of water
- 134 miles in length
- 1,520 miles of shoreline, that’s more than California’s coast
- 5th largest artificial lake in the United States
- Constructed between 1933 - 1937

He put us in touch with the Commodore of the Fort Peck Sailing Club, Melissa Sigmundstad and her husband Rafe, so that we could understand the permitting processes needed to sail on Fort Peck Reservoir. I had heard that getting permits for a Montana ice sailing regatta could be a challenge but staff at the Army Corps of Engineers and Montana Fish Wildlife and Parks dispelled that notion with their enthusiasm and willingness to help. Dale Livesey spent time talking with the Helena area authorities clearing the way in case we ended up at Canyon Ferry. On January 18, event chair Daniel Hearn put the green flag up and the race was

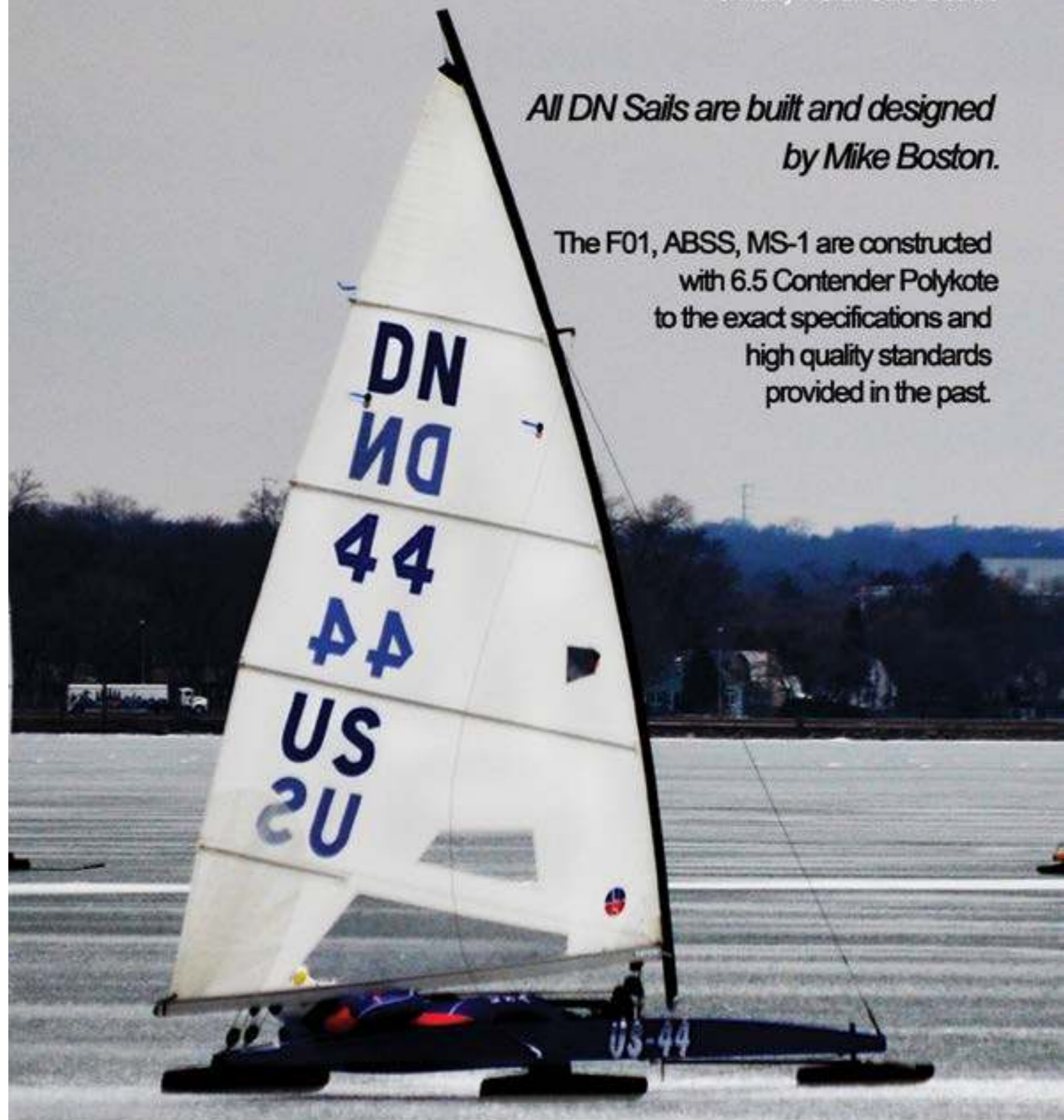
*Continued page 18*

# ULLMAN SAILS DETROIT

Formerly North Sails Detroit

*All DN Sails are built and designed by Mike Boston.*

The F01, ABSS, MS-1 are constructed with 6.5 Contender Polykote to the exact specifications and high quality standards provided in the past.



ULLMAN SAILS DETROIT  
 24422 Sorrentino Court  
 Clinton Twp, MI 48035  
 Phone: 586.792.7212  
 Fax: 586.792.7279  
 email: mboston@ullmansails.com

**Contact us today  
 to place an order for the  
 fastest DN iceboat sails available.**

on for Fort Peck Reservoir. Remarkably, everyone member of the Race Committee and almost 60 of the 90 registered skippers said yes to this crazy adventure and started driving west into the wild blue yonder.

Proving that the DN class has a wide presence, the regatta picked up 3 local Montana sailors, ice checker Tim Ogrinic US4706, Tom Berrum US4857, and Dave Gluek US5526.

### THE OFFICIAL MIDDLE OF NOWHERE

In case there was any doubt, regatta headquarters was truly in the middle of nowhere. In 2018 the Washington Post designated Glasgow as “the middle of nowhere” for the contiguous United States. “Of all towns with more than 1,000 residents, Glasgow ... is farthest – about 4.5 hours in any direction – from any metropolitan area of more than 75,000 people”.

Once the fleet arrived to Glasgow and settled in, the focus turned to racing which began on Wednesday, January 22. Then the wind shut down for the next 2 days. Something heard from the locals that week was that high winds are usually the rule there – that is until the DN class arrived. But the wind made an appearance on the last possible day, Saturday, January 25 and the regatta was completed with 5 Gold and 4 Silver fleet races.

During the week, event chair Daniel Hearn organized successful and well attended events like the Speed Symposium and the “Wheel of Desire” raffle night

which helped to raise funds that went towards the regatta expenses.

Being so far away from our usual locations, I witnessed many instances of our group going the extra mile to lend a hand to anyone who needed it – be it boat set up, car repair, and even staying an extra few days to make sure our PRO arrived safely home after an incident with an ATV.

The regatta will be remembered for a spectacular drone video by Glasgow photographer, Sean Heavey. Over the week, Sean developed a knack for identifying the best racing action. His epic video of a battle for 1st place between Ron Sherry US44 and Steve Orlebeke US4926 has to be one of the most viewed ice sailing videos in history. When I wrote this article, the Facebook video alone had 450 shares and 27,000 views.

Congratulations to each competitor and the Race Committee who all took a chance on Montana and joined the adventure. Congratulations to Gold fleet winner, James “T” Thieler and to Silver fleet winner, Peter Johanson.



Photo: Gretchen Doran  
Vice Commodore Jody Kjoller US5435 with Ron Sherry US44 2nd, James “T” Thieler US5224 1st, and Chad Atkins US4487 3rd.


**SYSTEMTHREE**

PLEASE VISIT US AT [SYSTEMTHREE.COM](http://SYSTEMTHREE.COM)

# SMARTER BOATBUILDING

## APPLICATION-SPECIFIC EPOXY PRODUCTS

### READY TO GO FOR THOSE IN THE KNOW



**Econaway Abrasives**

Producing Top Quality Abrasive Products since 1953 in Grand Haven, MI

Belts for custom runner sharpeners in any size. The best ceramic materials for sharpening hardened stainless steel and tool steels.

Call Jim Schultz at 616-846-2550 to help with your specific application or order from [www.econaway.com](http://www.econaway.com).

# PHOTO GALLERY

PHOTOS BY GRETCHEN DORIAN

Right, Montana racers Tim Ogrinic US4706,  
Tom Berrum US4857, and Dave Gluek US5526

Below: Silver fleet chammpion Peter Johanson US5633



Above: Tim Ogrinic US4706.

Below: Mike Miller US5369



# REGATTA RESULTS

2020 NORTH AMERICAN CHAMPIONSHIP  
18-25 JANUARY  
FORT PECK RESERVOIR, FORT PECK, MONTANA



## GOLD FLEET 1-35

POS	SAIL	NAME	R1	R2	R3	R4	R5	NET
1	US 5224	JAMES "T" THIELER	(4)	1	3	1	4	9
2	US 44	RON SHERRY	6	2	1	(8)	1	10
3	US 4487	CHAD ATKINS	1	3	2	(6)	5	11
4	US 4926	STEVE ORLEBEKE	5	7	(11)	3	2	17
5	US 5166	CHRIS BERGER	3	(8)	4	7	3	17
6	US 4	GRIFFIN SHERRY	7	9	8	(16)	7	31
7	US 5352	DANIEL HEARN	(10)	6	6	10	10	32
8	US 807	JR FRANCIS	(13)	12	5	9	8	34
9	US 5193	ERIC ANDERSON	9	14	9	2	(36 DNS)	34
10	KC 2766	PETER VAN ROSSEM	11	11	(36 DNS)	11	6	39
11	G 107	BERND ZEIGER	(18)	10	15	4	12	41
12	US 321	MIKE BLOOM	12	(34)	10	17	13	52
13	G 737	JOERG BOHN	17	(26)	13	5	18	53
14	US 4691	JOHN DENNIS	2	4	12	(36 DNS)	36 DNS	54
15	US 4975	ROBERT EVANS	8	5	7	(36 DNS)	36 DNS	56
16	US 111	MATT KOCH	15	13	14	(23)	14	56
17	US 3535	JEFFERY KENT	19	18	(20)	12	15	64
18	US 3705	ROB HOLMAN	(26)	15	21	14	16	66
19	US 4882	RICHARD WOLLAM	14	16	18	22	(24)	70
20	US 3283	J. BRUCE WILLIAMS	16	23	(30)	13	19	71
21	US 4775	EBEN WHITCOMB	20	(30)	17	21	17	75
22	US 4249	DAVE GLICK	(30)	21	25	15	20	81
23	US 4148	TIM DIXON	21	(28)	19	19	25	84
24	US 4155	RICK LEMBERG SR.	23	20	(24)	20	22	85
25	US 5358	DAVID FROST	22	17	(33)	26	23	88
26	US 5053	GEORGE REIS	29	24	(32)	27	9	89
27	US 5430	BILL CUTTING	25	22	27	18	(36 DNF)	92
28	US 602	TOMAS MEYER	27	(29)	23	24	21	95
29	US 4192	RANDY ROGOSKI	28	19	16	(36 DNS)	36 DNS	99
30	US 4868	JULIE RICHARDS	24	(31)	22	28	29	103
31	US 5435	JODY KJOLLER	35	(36 DNS)	36 DNS	25	11	107
32	US 1610	BRUCE BROWN	(34)	27	28	30	28	113
33	US 5526	DAVE GLUEK	31	25	26	(36 DNS)	36 DNS	118
34	US 5630	KAREN BINDER	(33)	32	31	29	26	118
35	KC 3786	WARREN NETHERCOTE	32	(33)	29	31	27	119

# REGATTA RESULTS

2020 NORTH AMERICAN CHAMPIONSHIP  
18-25 JANUARY  
FORT PECK RESERVOIR, FORT PECK, MONTANA

## SILVER FLEET 1-26

POS	SAIL	NAME	R1	R2	R3	R4	NET
1	US 5633	PETER JOHANSON	1	5	1	1	8
2	US 5451	ANDREW ALLEN	5	1	2	2	10
3	US 5369	MIKE MILLER	2	4	7	4	17
4	US 4203	PATRICK FITZGERALD	9	9	3	6	27
5	US 3314	BILL BUCHHOLZ	16	2	4	8	30
6	US 3433	ROBERT CUMMINS	6	8	10	9	33
7	KC 5591	MIKE WEBBER	12	11	6	5	34
8	US 1277	HAL BOWMAN	10	15	8	3	36
9	US 2360	PETE JOHNS	14	14	5	7	40
10	US 4387	CHARLIE BLAIR	4	12	12	15	43
11	KC 5457	COLIN DUNCAN	7	17	11	12	47
12	US 4783	RHEA NICHOLAS	19	16	9	10	54
13	US 209	ARTHUR D ROSE	17	10	14	13	54
14	US 1576	BRIAN JONES	3	3	27 DNS	27 DNS	60
15	US 4706	TIM OGRINC	18	19	13	11	61
16	US 445	BOB CAVE	8	7	27 DNS	27 DNS	69
17	US 3909	DONALD WILLIAMS	13	13	27 DNS	16	69
18	US 4137	KEN SMITH JR	15	6	27 DNS	27 DNS	75
19	US 4857	TOM BERRUM	24	27 DNS	15	14	80
20	US 1313	BOB RAST	11	27 DNS	27 DNS	27 DNS	92
21	US 3576	BRUCE JONES	27 DNF	18	27 DNS	27 DNS	99
22	US 5471	TIMOTHY CLEARY JR	20	27 DNS	27 DNS	27 DNS	101
23	US 5644	MORGAN JONES	21	27 DNS	27 DNS	27 DNS	102
24	US 5432	BILL EKLUND	22	27 DNS	27 DNS	27 DNS	103
25	US 294	LOU LOENNEKE	23	27 DNS	27 DNS	27 DNS	104
26	US 5590	CHRIS GORDON	27 DNF	27 DNS	27 DNS	27 DNS	108

# Composite Concepts, Inc.

iceboatracing.com

Racing DN Ice Boats & Components

***Choice of Champions  
for 25 years!***

***24 North American  
8 Gold Cup  
4 European***



Ron Sherry  
Composite Concepts, LLC  
iceboatracing.com  
ron@iceboatracing.com  
Phone 586-484-5134

**OVER 800  
MASTS BUILT**

Dideric van Riemsdijk  
Composite Concepts, LLC Euro dealer  
think-ice.com  
info@think-ice.com  
Phone +31 681286609